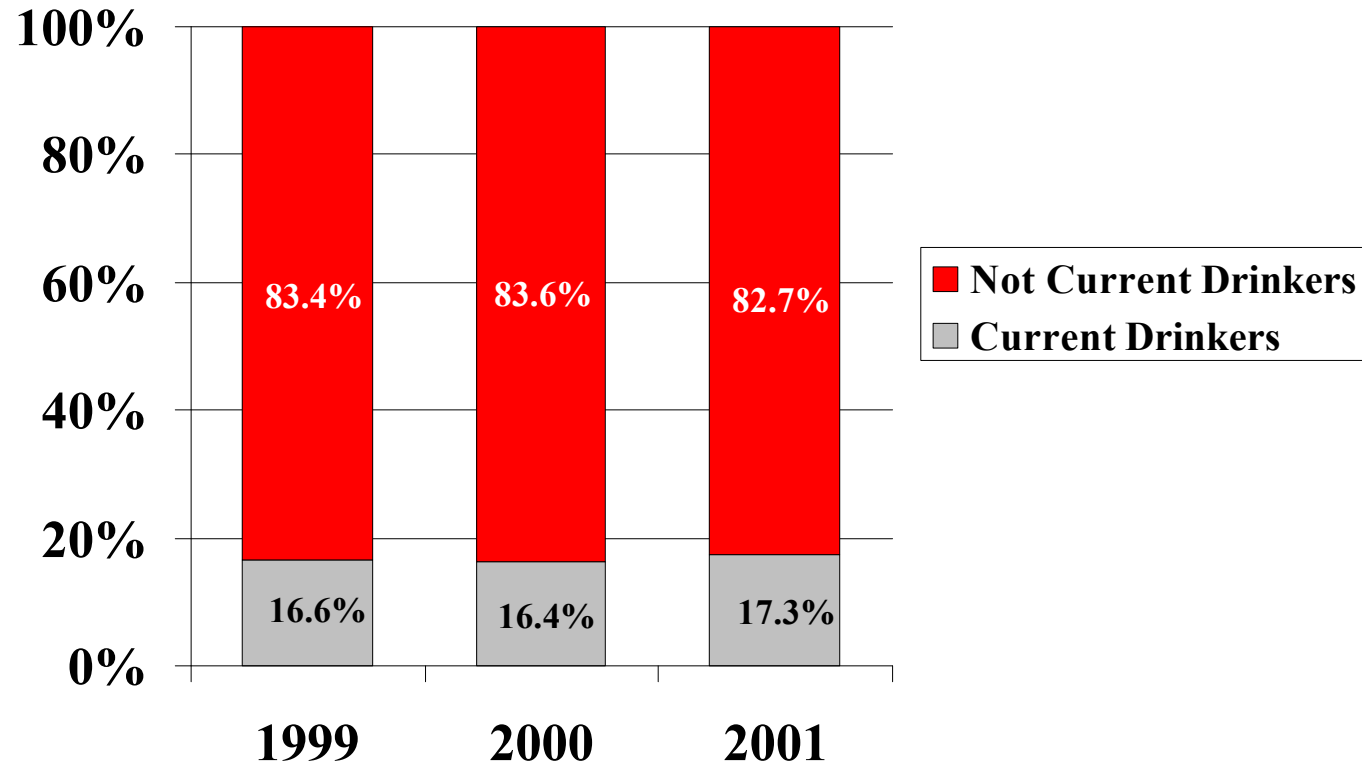


# Signs of Progress

*Remarkable Declines in  
Underage Drinking*

## Current Drinking Among Adolescents (12-17 Year Olds), 1999-2001



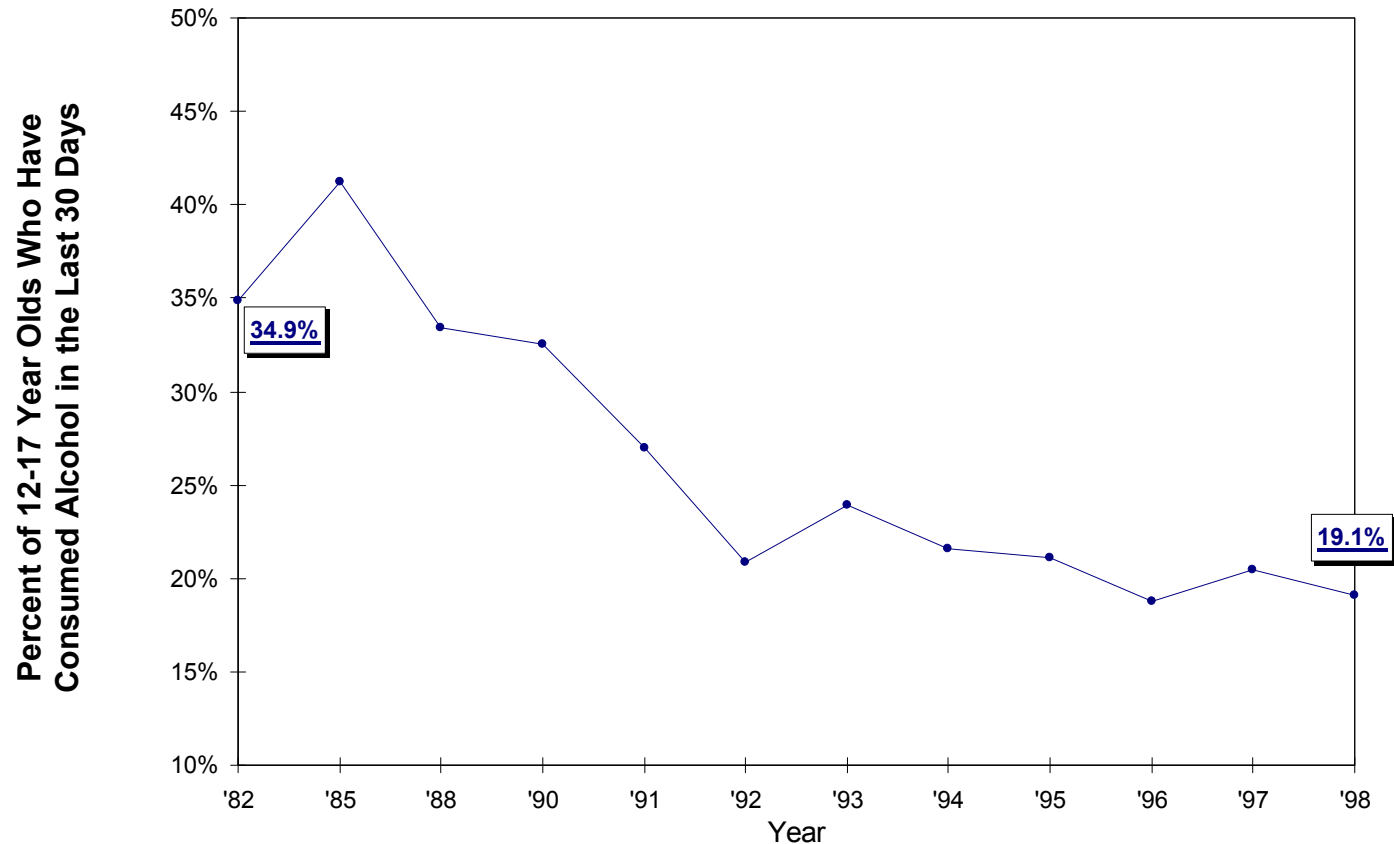
***•In 2001, only 17.3% of adolescents, ages 12 through 17, reported having a drink in the last 30 days, while 82.7% were not current drinkers.***

Source: National Household Survey on Drug Abuse (NHSDA), an annual survey representative of the U.S. population age 12+ (year 2001 sample size = 68,900) conducted by the Substance Abuse and Mental Health Services Administration, an agency in Health and Human Services. The NHSDA began in 1979.

**Note:** The NHSDA underwent a methodological change in 1999; the data after this point are not directly comparable to that before 1999 and cannot be used to form trends. Therefore, data points for 1999 through 2001 are presented separately.

<http://www.samhsa.gov/oas/p0000016.htm>

## Current Drinking Among Adolescents (12-17 Year Olds), 1982-1998



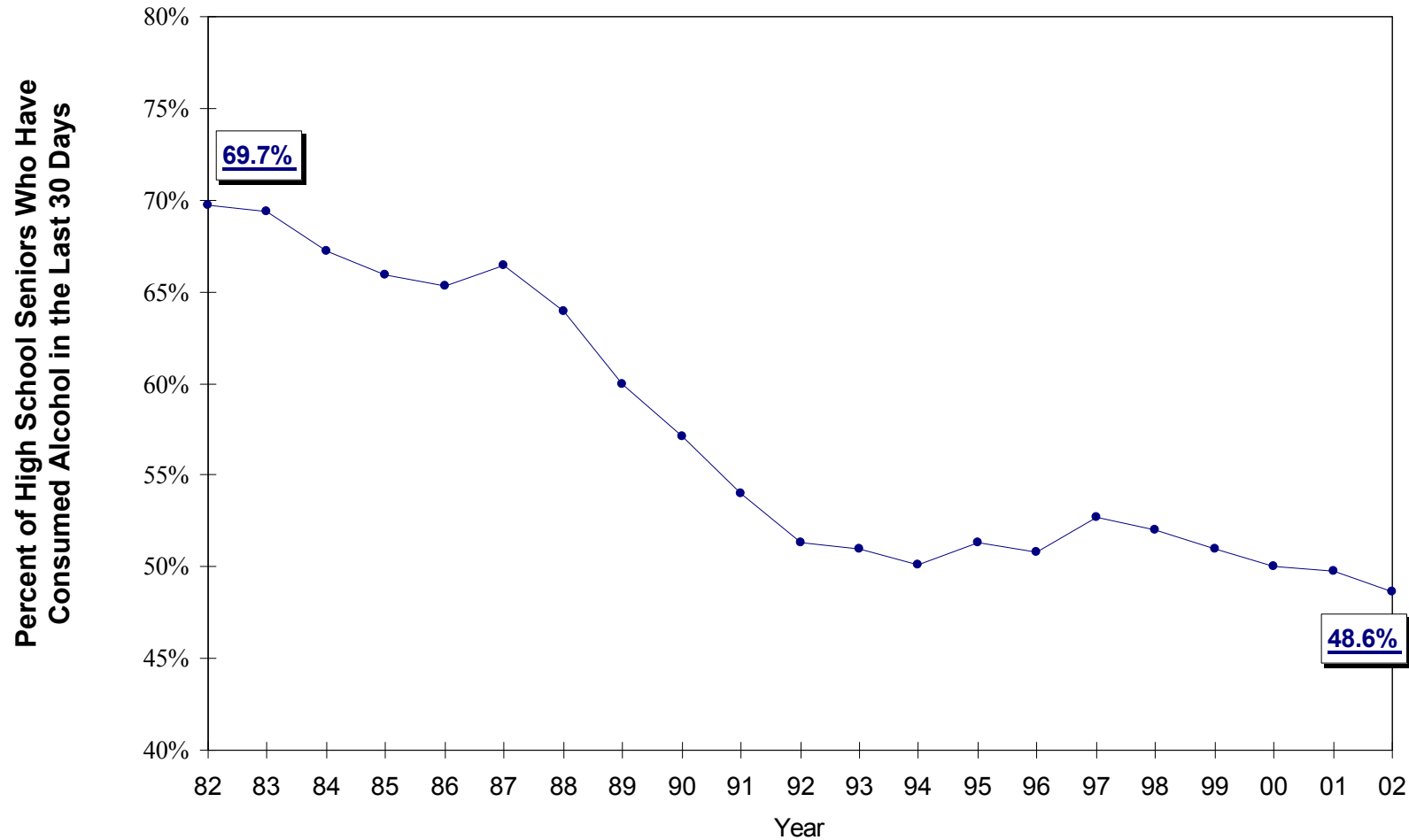
***•In 1998, the percentage of adolescents, ages 12 through 17, who reported having a drink in the last 30 days was 45% lower than it was in 1982.***

Source: National Household Survey on Drug Abuse (NHSDA), an annual survey representative of the U.S. population age 12+ (1998 sample size = 25,500) conducted by the Substance Abuse and Mental Health Services Administration, an agency in Health and Human Services. The NHSDA began in 1979.

**Note:** The NHSDA underwent a methodological change in 1999; the data after this point are not directly comparable to that before 1999 and cannot be used to form trends. Therefore, data are presented as a trend line only from 1982 to 1998.

<http://www.samhsa.gov/oas/p0000016.htm>

## Drinking Among High School Seniors Down 30%

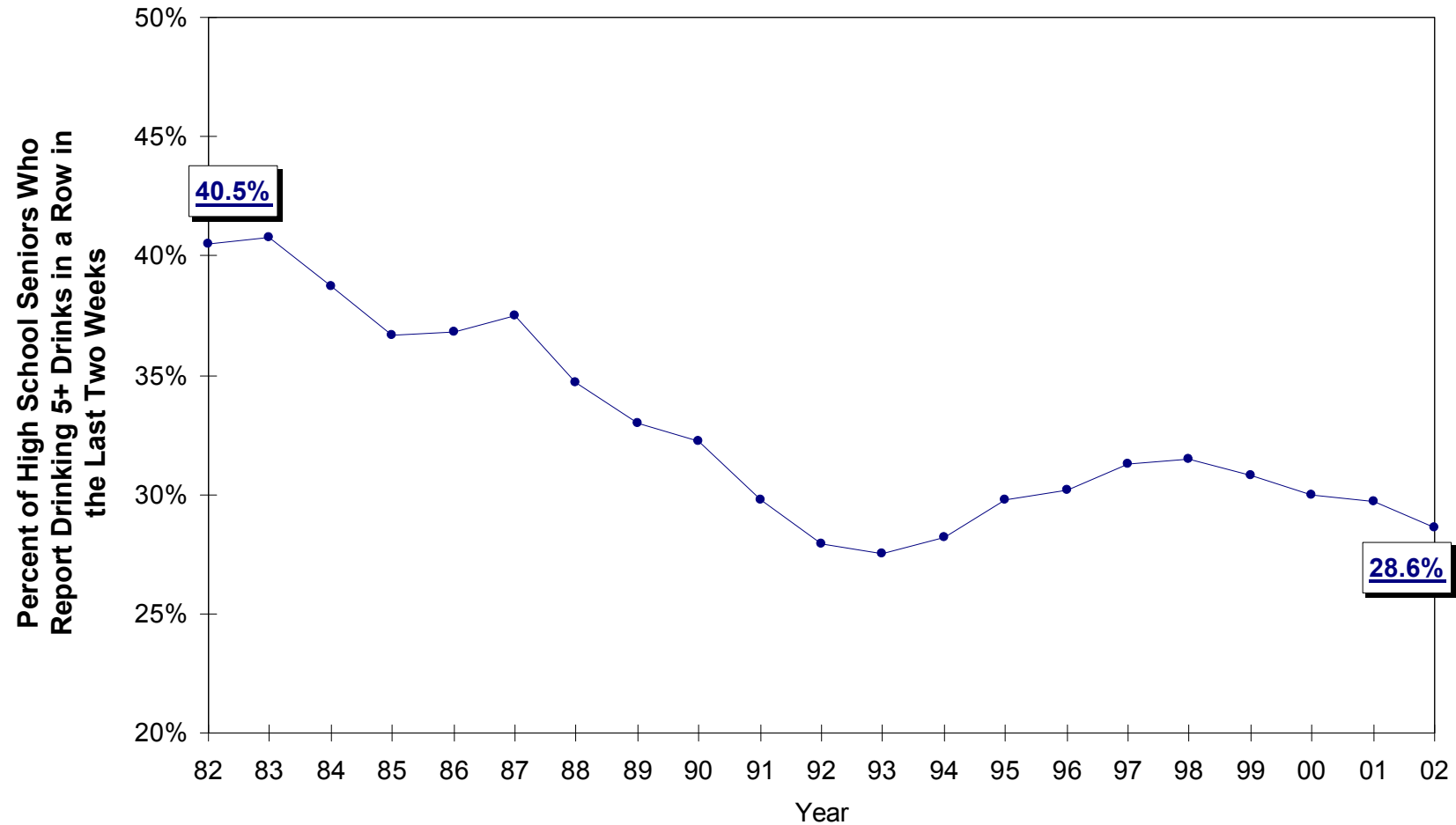


Source: The University of Michigan *Monitoring the Future*, sponsored by the National Institute on Drug Abuse, samples approximately 15,000 seniors in 140 public and private high schools nationwide each year and is representative of all seniors in the continental United States. The survey began in 1975.

Note: Data beginning 1994 reflect answers to a slightly altered question, i.e., a “drink” means “more than just a few sips.”

<http://monitoringthefuture.org>

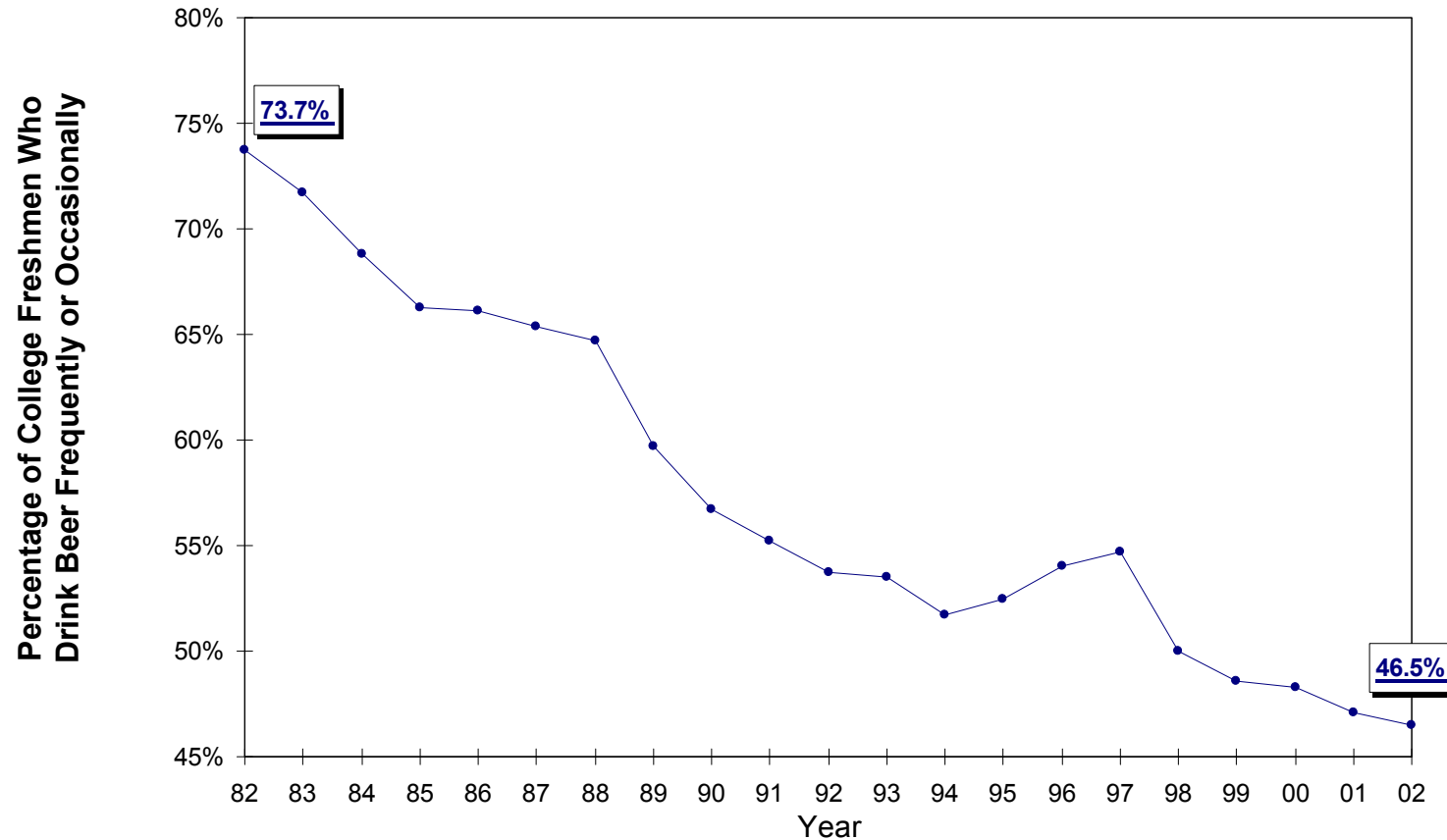
## Drinking 5 or More Drinks in a Row by High School Seniors Down 29%



Source: The University of Michigan *Monitoring the Future*, sponsored by the National Institute on Drug Abuse, samples approximately 15,000 seniors in 140 public and private high schools nationwide each year and is representative of all seniors in the continental United States. The survey began in 1975.

<http://monitoringthefuture.org>

## Beer Drinking Among College Freshmen Down 37%



***•In 2002, beer drinking among college freshmen reached the lowest level ever recorded in this survey. The percentage of college freshmen who say they drink beer frequently or occasionally is 37% lower in 2002 than it was in 1982.***

Source: The American Freshman Survey (2002); sponsored by UCLA and the American Council on Education, it is the nation's largest and longest empirical study of higher education. The fall 2002 survey sample included 282,549 students at 437 of the nation's higher education institutions, and is representative of the 1.2 million freshmen entering four-year colleges and universities as first-time, full-time students in the fall of 2002. The survey began in 1966.

[http://www.gseis.ucla.edu/heri/c\\_button1.html](http://www.gseis.ucla.edu/heri/c_button1.html)